

## ● Part Number Guide

T-M-FF.FFFFM-LC-FTFD-OT-ESR-TR-S

T(Type 型号): I=5×3.2 SMD 4pads

IB=6×3.2 SMD 2pads

M(Mode of Operation 振荡模式):F=Fundamental

F(Frequency 标称频率)

LC(Load Capacitance 负载电容):20=20pf 00=series, etc

FT(Frequency Tolerance 调整频差):30=±30ppm, etc


FD(Frequency Drift 频率稳定性): 50=±50ppm, etc

OT(Operating Temperature 工作温度):1060=-10℃ to +60℃ 4085=-40℃ to +85℃, etc

ESR(Equivalent Series Resistance 等效阻抗)

TR(Tape and Reel 编带)

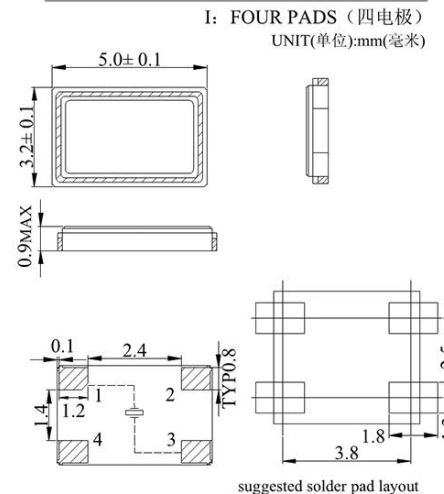
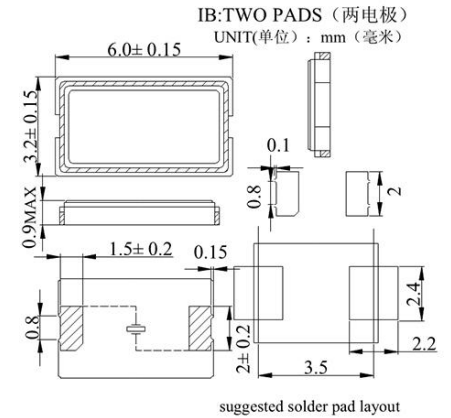
S(Special Requirement 特殊要求)



## ● Electrical Specifications 电气参数

型号	Holder Type	5×3.2mm Ceramic Surface Mount
频率范围	Frequency Range	8.000MHz to150.000MHz
调整频差	Frequency Tolerance (ΔF) (at25℃)	±10ppm to ±100ppm
温度频差	Frequency Stability	±10ppm to ±100ppm
工作温度范围	Operating Temperature Range	-10℃~+60℃ to -40℃~+85℃
储存温度范围	Storage Temperature Range	-40℃~+85℃/-55℃~+125℃
老化	Aging (25℃)	±5ppm/Year Maximum
静电容	Shunt Capacitance (C0)	7.0pF Maximum
激励功率	Drive Level	100μW Typical
绝缘阻抗	Insulation Resistance (Rs)	500 Mega ohms Minimum at D.C100V
负载电容	Load Capacitance (CL)	Suggested by customer

## ● Mechanical Dimensions 外型尺寸



Note) #2,#4 is connected with a cover  
(Please connect with a GND or a power supply)

## ● Equivalent Series Resistance and Mode of Operation 等效阻抗和振荡模式

Frequency Range 频率范围	ESR (Ω) 等效阻抗	Mode 振荡模式
8.000-10.000 MHz	100 Max	Fundamental
10.000-12.000 MHz	80 Max	Fundamental
12.000-16.000 MHz	60 Max	Fundamental
16.000-20.000 MHz	50 Max	Fundamental
20.000-24.000 MHz	40 Max	Fundamental
24.000-50.000 MHz	30 Max	Fundamental
40.000-150.00 MHz	80Max	Third Overtone

### ● Reflow Condition 回流焊条件

